

# New Panasonic Video intercom 1 by Multi system (VM series)

Small Medium Apartment Video Intercom

New Product

**Panasonic**

**Video Intercom System  
VL-VM series**



## Lobby station

### Lobby station for small and middle apartment VL-VM series



- From 2 to 32 monitors
- Wiring for new building and replacement

## Key concept

- Stylish lobby station
- Superior durability(IP55/IK08)
- Temperature(-15 ~ +55 °C)



Stylish and Tough

Easy Installation

Easy Maintenance



- Compact design
- Flexible module structures  
(Supports up to 32 rooms)
- Star wiring and Bus wiring

- Front access for name plate change
- Restricting the front access

# New video intercom :VM series

## Stylish and Tough

- Stylish lobby station
- Superior durability(IP55/IK08)
- Temperature(-15°C to ~+55 °C.)

2light can cover wide area

### Design survey

Average score	Netherland	France
Panasonic	9 points	10 points
Competitor	6 points	8 points

\*score 10 MAX to 1 MIN



White Key backlight

LED light in Night time.

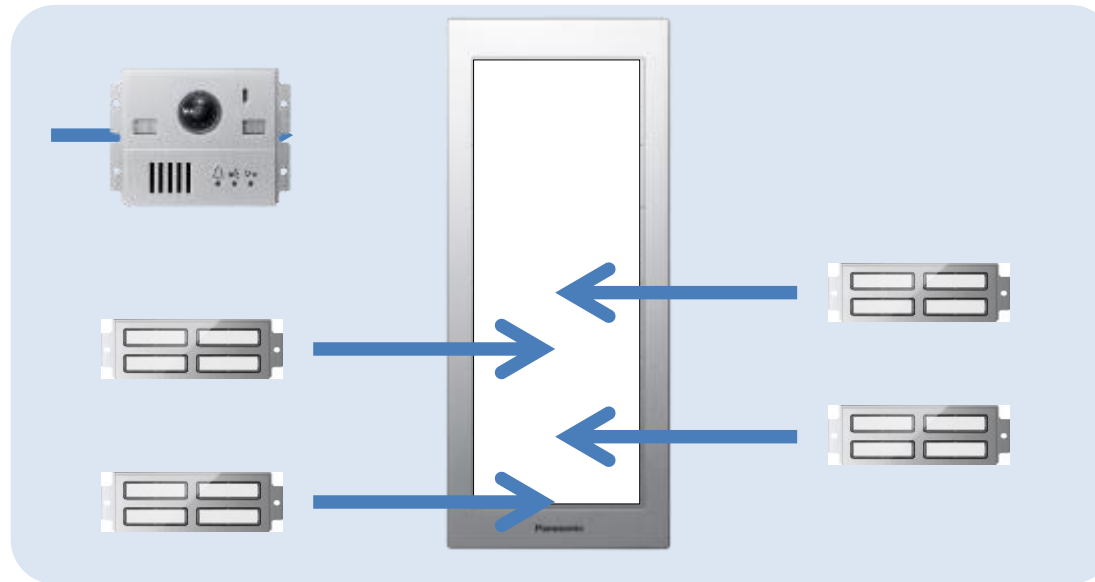


Hair line finish

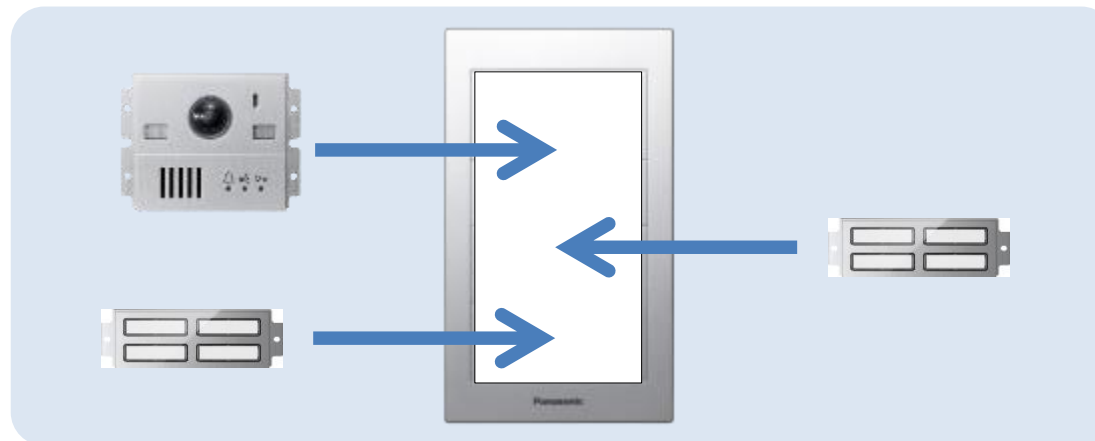
## Easy Installation(1)

- **Flexible module structures (Supports up to 32)**
- Compact design
- Star wiring and Bus wiring can be supported

ex.1)  
Lobby Station  
for 16 apartments.



ex.2)  
Lobby Station  
for 8 apartments.



## Easy Installation (2)

- Flexible module structures (Supports up to 32)
- **Compact design**
- Star wiring and Bus wiring can be supported

In case of replacement, Lobby station size needs to be smaller than existing one to install to same space .Panasonic offer smaller size than competitors.




Blind panel for  
existing flush hole

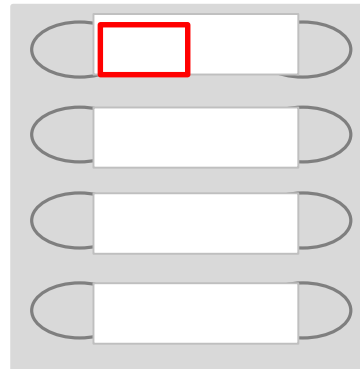
## Easy Installation (2)

- Flexible module structures (Supports up to 32)
- **Compact design**
- Star wiring and Bus wiring can be supported


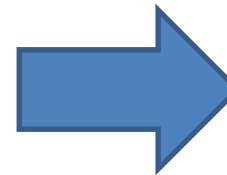
Panasonic developed unique button to realize small size



Company A



Company F  
(8 button type)



**Panasonic**

Less usability

Unite **the button & name plate** to provide better usability.



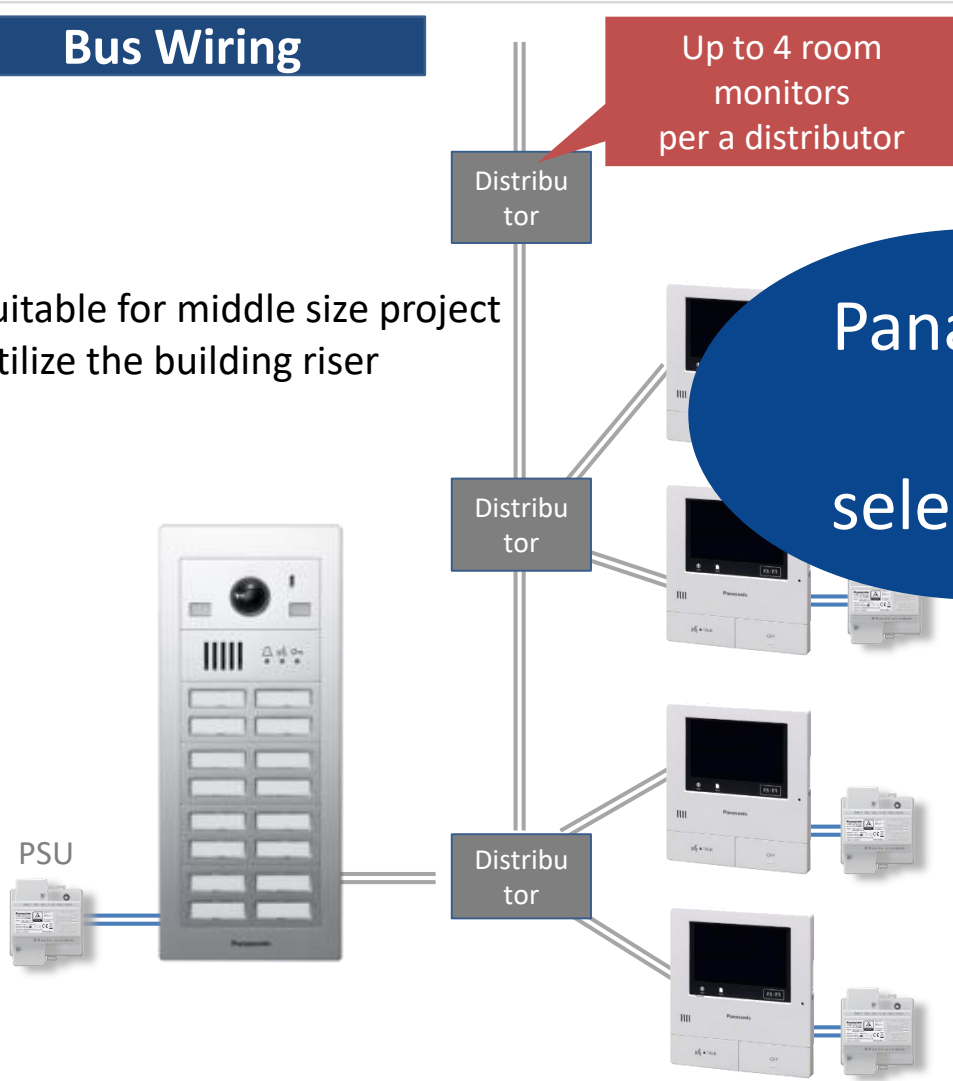
# New video intercom :VM series

## Easy Installation (3)

- Flexible module structures (Supports up to 32)
- Compact design
- **Star wiring and Bus wiring can be supported**

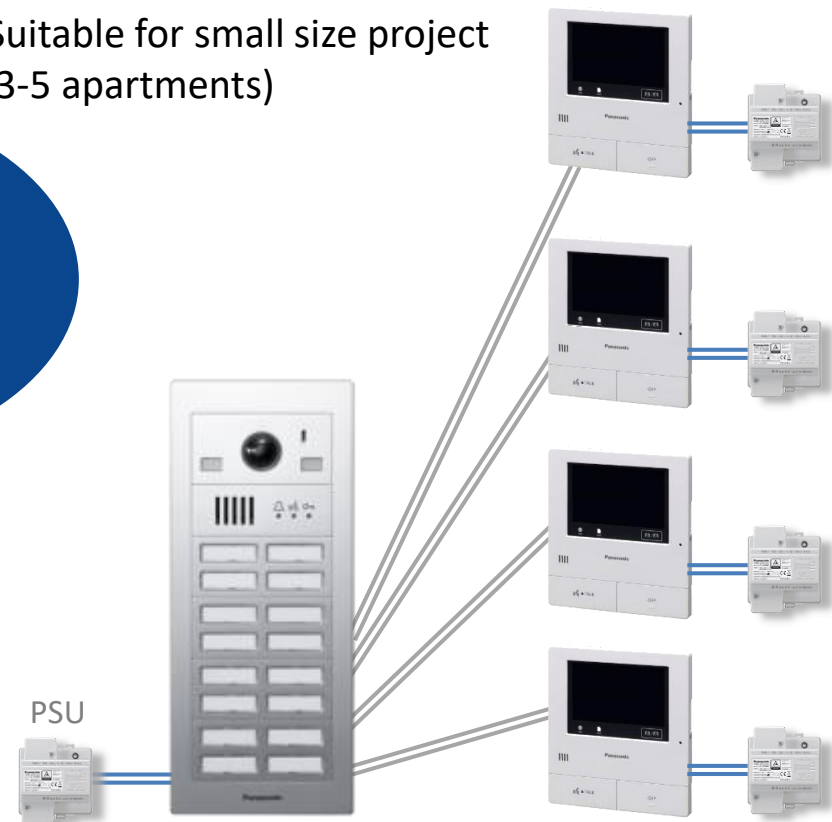
### Bus Wiring

- Suitable for middle size project
- Utilize the building riser



### Star Shape Wiring

- Suitable for small size project (3-5 apartments)



## Easy Maintenance

- Front access for name plate change
- Restricting the front access

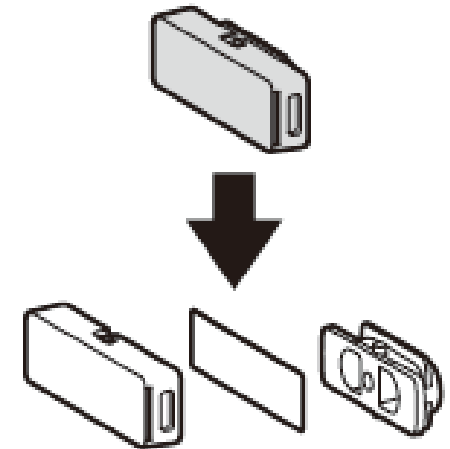
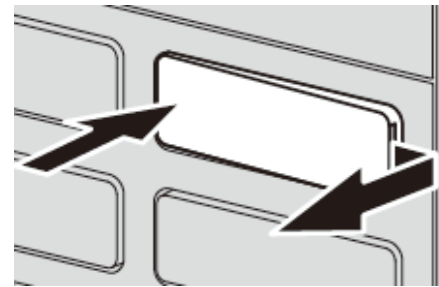
### ISSUE

The residents can not change the name plate by themselves because, installer is needed to change for competitor models. It looks dirty



### Panasonic

Front accessible name plate panel



[For residents] No need to call installer to keep the entrance clean.

[For Installer] Do not waste the time for unpaid task.


# New video intercom :VM series

## Wide Monitor line up



Premium model  
with Wireless handset

VL-MWD273AZ  
VL-WD613AZ



Standard model

VL-MV72AZ



**New**  
Entry price model

VL-MV10EX1

# New video intercom :VM series

## VL-MV10EX1

- Price conscious monitor which reduce the system price.
- Bus power supply makes installation easier.

### Sales point

#### 1. Simple feature and affordable price

- Contribute to reduce system price.

#### 2. No external Power Supply Unit

- Power is provided by the bus line (VL-VM701EX) or a lobby station (Easy to install)

### Product image

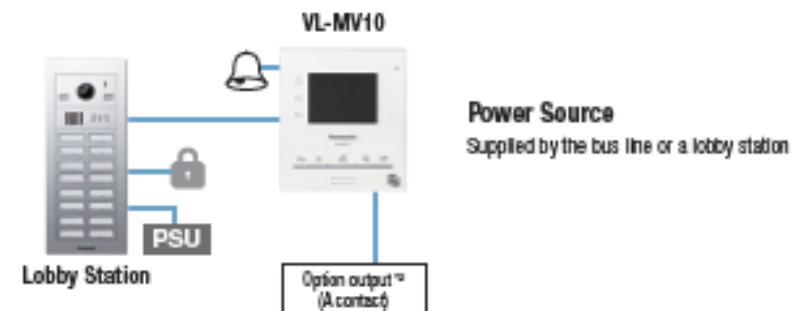


### Other feature















- Status indicators (LED)
- 3.5 inch LCD display
- **Doorbell connection available**

VL-MV10

\* Released in 2018







# 1 by Multi System Price

Model No	Description	Appearance	Note
VL-VM101EX	Camera Module		
VL-VM301EX	1 button Module		
VL-VM302EX	2 buttons Module		
VL-VM303EX	3 buttons Module		
VL-VM304EX	4 buttons Module		
VL-VM901EX	Blank panel Module		
VL-VM602EX	Back Box(2 module)		
VL-VM603EX	Back Box(3 module)		
VL-VM502EX	Surface Mount Shield (2 module)		
VL-VM503EX	Surface Mount Shield (3 module)		
VL-VM701EX	4 Port Distributor		
VL-VM801EX	Connection Cable		
VL-PS2410EX	High Power Supply Unit (up to 6)		
VL-MV10EX	3.5" Monitor		

# System Configuration Guide

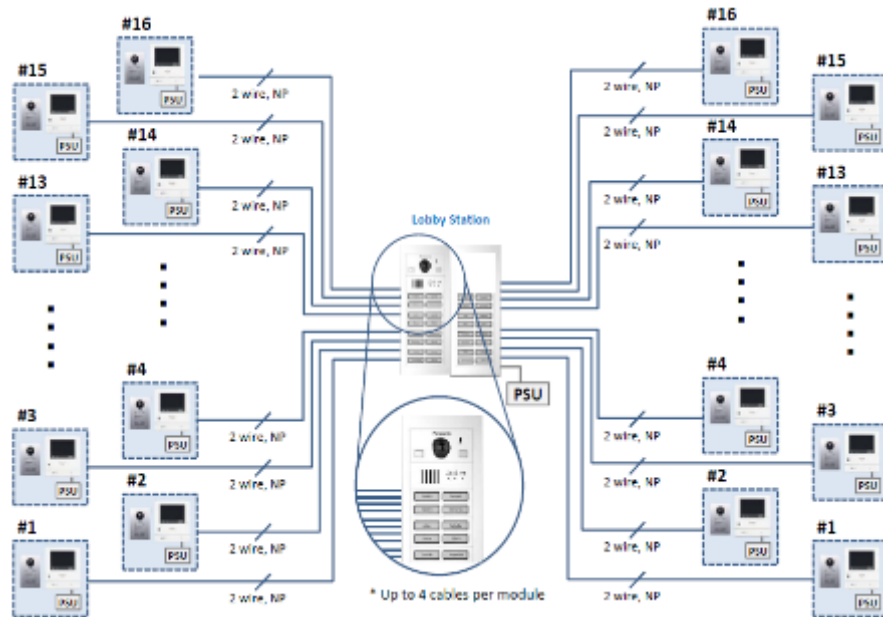
\*Price idea for Star-Shape  
 \*Except Monitor cost  
 \*Except Power supply

	4 monitors	8 monitors	16 monitors	32 monitors
Appearance				
Contents	1 x VL-VM602EX (2 Module Embedding Box) 1 x VL-VM101EX (Camera Module) 1 x VL-VM304EX (4 Button Module) 1 x VL-VM901EX (Blank Panel)	1 x VL-VM602EX (2 Module Embedding Box) 1 x VL-VM101EX (Camera Module) 2 x VL-VM304EX (4 Button Module) 1 x VL-VM901EX (Blank Panel)	1 x VL-VM603EX (3 Module Embedding Box) 1 x VL-VM101EX (Camera Module) 4 x VL-VM304EX (4 Button Module)	2 x VL-VM603EX (3 Module Embedding Box) 1 x VL-VM101EX (Camera Module) 8 x VL-VM304EX (4 Button Module) 2 x VL-VM901EX (Blank Panel) 1 x VL-VM801EX (Connection Cable)

# System Diagram

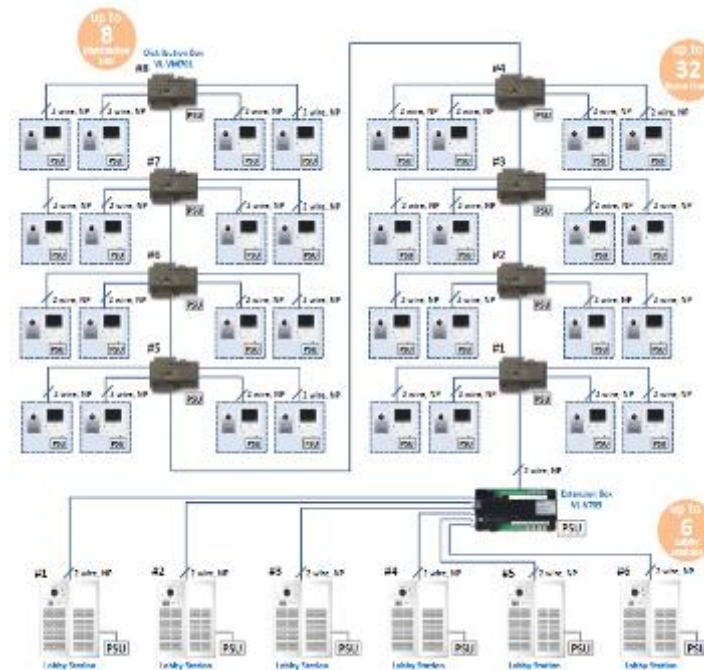
2 wiring style are available.

## Star-Shape Wiring



- Suitable for small size apartment
- Easy to replace from the door chime equipment

## Bus Wiring



- Suitable for medium size apartment
- Easy to utilize the riser to wire the bus

## Wiring distance

Lobby Station – Distributor → Max.100m (φ0.65) / Max.200m (φ1.20)

Distributor – Room Monitor → Max.100m (φ0.65) / Max.200m (φ1.20)

## Wiring distance




Lobby Station – Room Monitor → Max.100m (φ0.65) / Max.200m (φ1.20)

# Comparison






# New video intercom :VM series

## Lobby Station Size Comparison (8 button case)

	Panasonic VL-VM series	A Product	B Product
8 dwellings case	 <p>130mm</p> <p>226mm</p> <p>Camera and Audio w/ status indicator</p> <p>4 button modules</p> <p>2 modules</p>	 <p>135mm</p> <p>425mm</p> <p>Camera module</p> <p>Audio module</p> <p>4 button modules</p> <p>4 modules</p>	 <p>134mm</p> <p>223mm</p> <p>2 modules</p>
	Dimension	29,380mm <sup>2</sup> (100%)	57,375mm <sup>2</sup> (195%)




# New video intercom :VM series

## Lobby Station Comparison

Item		Panasonic VL-VM series	A Product	B product
Product Design				
General	Power Source	DC 24V	DC 24V	DC 24V
	Dimensions (H x W x D)	See next page	See next page	See next page
	IP rating	IP55	Not defined	IP54
	IK rating	IK08	Not defined	IK08
	Operating environment	- 15 deg. To 55 deg. Celsius	- 10 deg. To 60 deg. Celsius	No data
	Installation method	Flush mount / Surface mount	Flush mount / Surface mount	Flush mount / Surface mount
	Surface material	Cut Aluminum (hair line finish)	Zinc die cast	Zamak
Camera Unit	Image sensor	Approx. 1M pixels C-MOS sensor	1 / 4 inch C-MOS sensor	No data
	Camera angle	H. 170 degrees V. 110 degrees	H. 170 degrees	H. 135 degrees V. 96 degrees
	Lighting method	White color LED	White color LED	White color LED
	Minimum illuminance	1 lx	No data	No data
Button unit	Name plate	Yes (on the call button)	Yes (Separated from buttons)	Yes (Separated from buttons)
	Name plate access	Front side (without remove panel)	Rear side	Rear side
	Back lighting	White color LED	Amber color LED	LED

# New video intercom :VM series

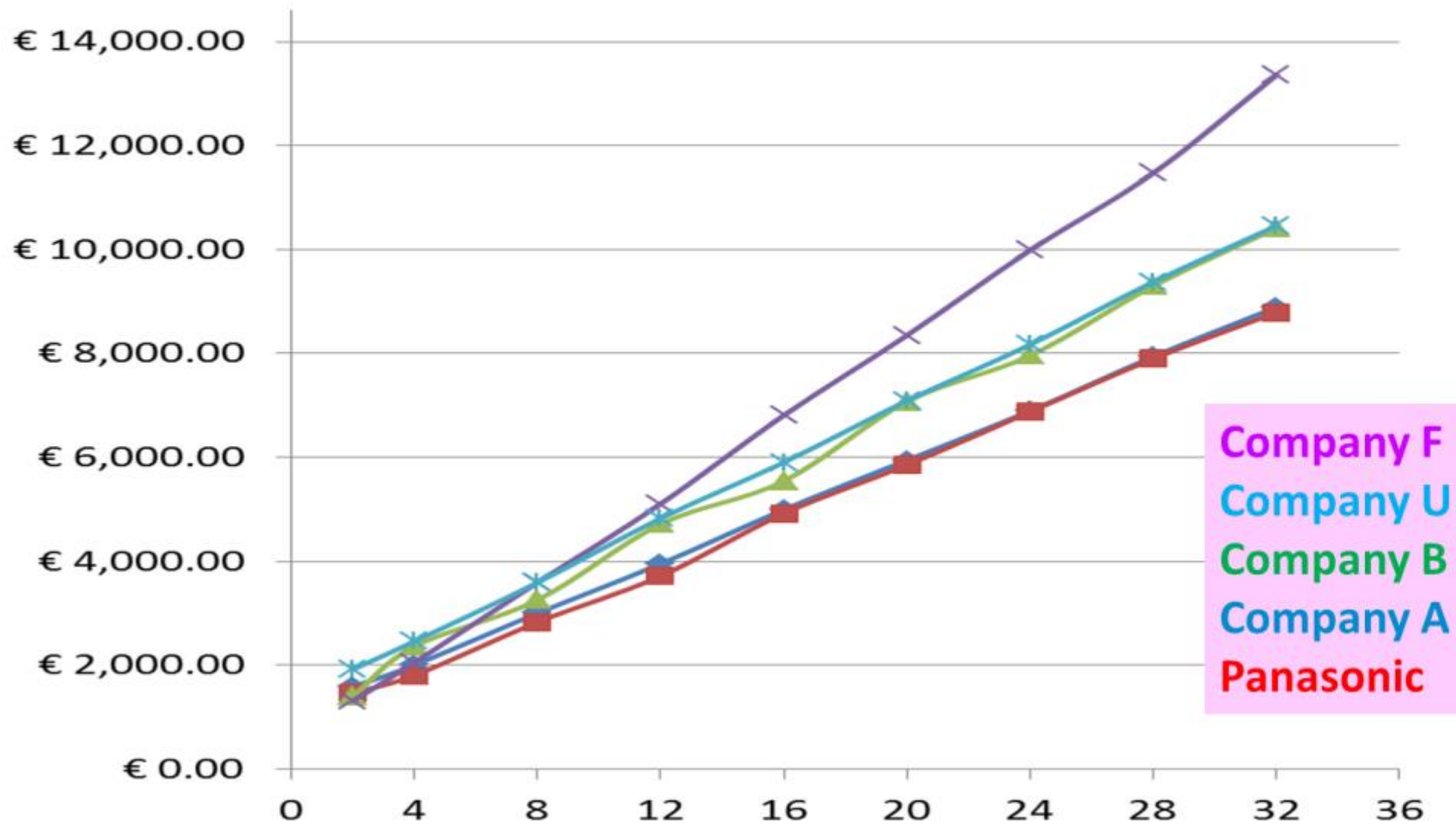
## Monitor Comparison

ITEM		<b>Panasonic</b>	A Product	B Product
		VL-MV10EX1	G	100
		 129x149x25 (mm)	 180x125x25 (mm)	 140x140x27 (mm)
Features	LCD	3.5"	3.5"	3.5"
	Touch Panel	No	No	No
	Mounting	Wall mount	Wall mount	Wall and Desktop
	Button	Talk, E-Lock/Brightness/PTZ/Wide	Talk,E-lock, Brightness/Zoom/Light, Option	Talk/E-lock/Light/Cycling
	PTZ	○ (Toggled 3 area PAN in zoom mode)	Only Zoom on 1 zone	x
	Light Control	Automatic (Light sensor)	Manual (Button)	Manual (Button)
	Monitoring	X <sup>*1</sup>	○	X
	Doctor Call	X <sup>*1</sup>	○	X
	Guard Call	X <sup>*1</sup>	○	X
	Camera	X <sup>*1</sup>	○ (Switching Surveillance Camera)	x
	Door release	○	○	○
	Tone	(1 Tone? 5 step volume)		16 different selectable tone tones.
	Power Supply	Bus Power(DC24V)	Power Supply Unit (DC24V)	Bus Power (18~27Vdc)
Temperature	0~40℃	0~40℃	5~40 ℃	
Remark	*1: To provide the cheaper price monitor than competitor's, some features which are considered for medium or large apartment system are not installed like Monitoring, Doctor/Guard calling.			

# New video intercom :VM series

## System price Comparison

### BUS System Price Comparison



THANK YOU

**Panasonic**

**Video Intercom System  
VL-VM series**



Lobby Station